



EDGE ILLUMINATION SIGNS WITH LEDs

PRODUCED IN ACCORDANCE WITH: EN 60598-1, EN 60598-2-22, EN 1838

"Lounge Light"



Wall mounted



- ▶ In models SLD-XX/SP, the new adjustable lighted legend mounting device, permits the mounting of the unit on walls or ceilings. By using the special extension rods (20, 40 cm), the units can also be mounted at a distance from the ceiling. Recess mounting on a suspended ceiling can be accomplished if the special mounting springs (contained in the package) are used.



- ▶ The edge illumination signs use a technology that is friendly towards the environment due to its small consumption from the mains power supply. Each model combines modern esthetics and technological functionality. They are used in every area where public orientation and esthetics must be combined. These luminaires can be used as maintained illuminated signs.
- ▶ They consist of two pieces, the illuminated sign with the LEDs and the control circuit which is placed on the ceiling or the wall. They can also be recess mounted on a suspended ceiling using the mounting springs contained in the package.



Ceiling mounted

- ▶ The smallest profile on the market (only 1,5cm)
- ▶ Double sided markings
- ▶ High luminosity white LEDs with a great life span.
- ▶ Surface or recess mounting capability
- ▶ 3 hour duration with Ni-MH batteries
- ▶ Friendly towards the environment
- ▶ Test button - Charge indication LED
- ▶ Markings according to EN-1838

SELF-TESTING MAINTAINED ILLUMINATION SIGNS WITH WHITE LED's

TYPE	OPERATION VOLTAGE	MAX. POWER CONSUMPTION	BATTERIES Ni - MH	MIN. AUTON. DURATION	LIGHT OUTPUT (maint./emerg.)	WEIGHT
SLD-34/SP	220-240V AC/ 50-60Hz	9.5 VA	3.6V/1.5Ah	3 hours	100/100 lm	1110 gr.

SELF-TESTING MAINTAINED ILLUMINATION SIGNS WITH WHITE LED's

TYPE	OPERATION VOLTAGE	MAX. POWER CONSUMPTION	BATTERIES Ni - MH	MIN. AUTON. DURATION	LIGHT OUTPUT (maint./emerg.)	WEIGHT
SLD-34/DZ	220-240V AC/ 50-60Hz	9.5 VA	3.6V/1.5Ah	3 hours	100/100 lm	1020 gr.

ACCESSORIES

A-1079	10cm extension rod	A-1082	40cm extension rod
A-1080	10cm extension rod	A-1083	Connection tie
A-1081	20cm extension rod		

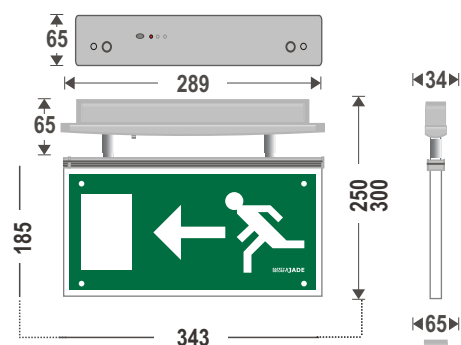
MARKING OVERLAY

Marking overlay contained in the package.
Please define during the order
The type of sign.



left or right up or down

SW34/R ----- (for SLD-34) ----- **SW34/D**

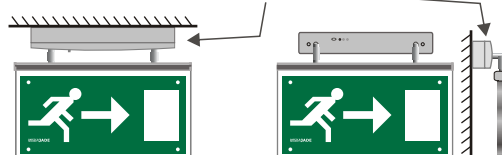


Dimensions (in mm)

SLD-34/SP, SLD-34/CBS/SP : 343 x 250 x 34

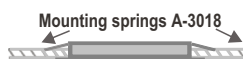
MOUNTING METHODS

The special box contained in the package must be used when the unit is surface mounted.

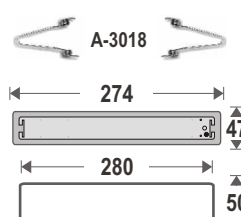


Ceiling mounted

Wall mounted




Recess mounted on a suspended ceiling.



Opening required for mounting on a suspended ceiling.

Capability of extension

Special extension rods A-1080 (10cm), A-1081 (20cm), A-1082(40cm) an A-1083 (connection tie) can be used in recess or surface mounted suspended ceiling installations, after order.



LEDs of high luminosity



3 hours



Ni-MH
3.6V/1.5Ah



30 metres



3 years guarantee
(1 year for battery)

